

Room unit for DXR1 room automation stations

QMX1.M34H, QMX1.M34H-1BSC



QMX1.M34H / QMX1.M34H-1BSC offers a range of features and functionalities that work with DXR1 room automation stations to deliver comfort in the required application environments.

- Easy-to-read LCD
- Three buttons for interactive operation
- Occupancy status changeover via button
- Adjustable room temperature setpoint
- Incorporated temperature sensor
- Conduit box mounting

Use

The room unit with RJ45 connector can be connected to the DXR1 room automation stations via RJ45 cable. The cable transmits measured value and set value of the room temperature, and occupancy status to the room automation station.

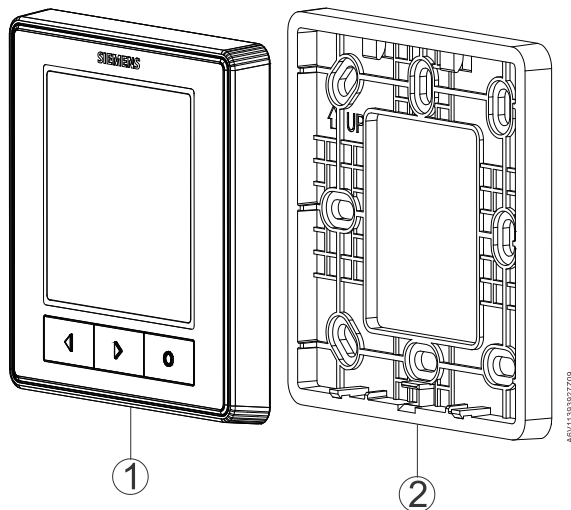
Functions

- Digital display of measured room temperature
- Configurable display: Fahrenheit or Celsius
- Digital setpoint adjustment via buttons
- Occupancy status changeover via button
- Display of occupancy status: occupied and unoccupied
- Communication with Actuating DXR1 via Modbus protocol
- The room unit can be used in combination with DXR1 room automation stations only.

Mechanical design

The room unit consists of the following parts:

1. Front module with LCD display (no backlight) and buttons
2. Mounting frame



Type summary

Product No.	Stock No.	Description	Quantity
QMX1.M34H	S55499-D465	Room unit and temperature sensor	Single package
QMX1.M34H-1BSC	S55499-D859		

Ordering

When ordering, indicate product number, stock number and description.

Equipment combinations

Product No.	Stock No.	Description	Datasheet*)
DXR1.M09PDZ-112	S55499-D462	Compact actuating room automation station, BACnet MS/TP	A6V11393929
DXR1.M09PLZ-112	S55499-D741		
DXR1.M09PDZ-113	S55499-D463		
DXR1.E09PDZ-112	S55499-D456	Compact actuating room automation station, BACnet IP	A6V11393931
DXR1.E09PLZ-112	S55499-D742		
DXR1.E09PDZ-113	S55499-D457		

* The documents can be downloaded from <http://siemens.com/bt/download> by specifying the Datasheet number as shown in the above table.



Product documentation

Topic	Title	Document ID:
Installation and commissioning	QMA1..QMX1.. mounting instructions	A6V11393920
Installation and commissioning	QMX1.M34H-1BSC Mounting instructions	A6V14122442
CE declaration		A6V11791496
Product environmental declaration		A6V11805936

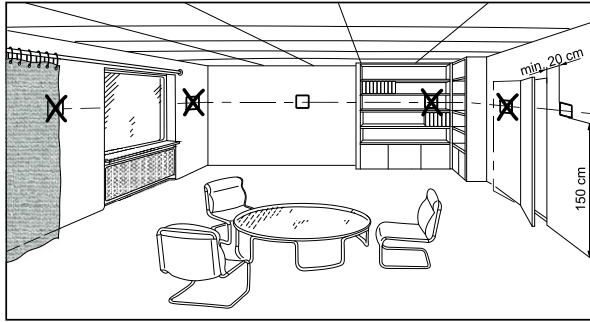
Related documents such as environmental declarations, CE declarations, and so on, can be downloaded at: <http://siemens.com/bt/download>.

Notes

Security

 CAUTION	
	<p>National safety regulations</p> <p>Failure to comply with national safety regulations may result in personal injury and property damage.</p> <ul style="list-style-type: none">● Observe national provisions and comply with the appropriate safety regulations.

Mounting



- The device is suitable for mounting with conduit box.
- Recommended height: 1.50 m above the floor.
- Do not mount the devices in recesses, shelves, behind curtains or doors, or above or near heat sources.
- Avoid direct sunlight.
- Seal the conduit box or the installation tube if any, as air currents can affect sensor readings.
- Adhere to allowed ambient conditions.

Installation

⚠ WARNING



No internal line protection for supply lines to external consumers


Risk of fire and injury due to short-circuits

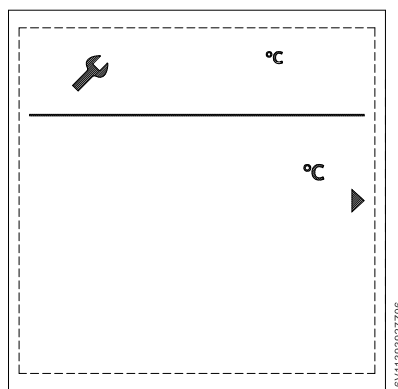
- Adapt the line diameters as per local regulations to the rated value of the installed fuse.

Engineering

Setting parameters

1. Temperature unit:


- Press button ● for 10 seconds, the settings icon  appears.



- If the symbol °C appears, press button ◀ or ▶ to switch between °C and °F.

2. Absolute (ABS) or relative (REL) setpoint:

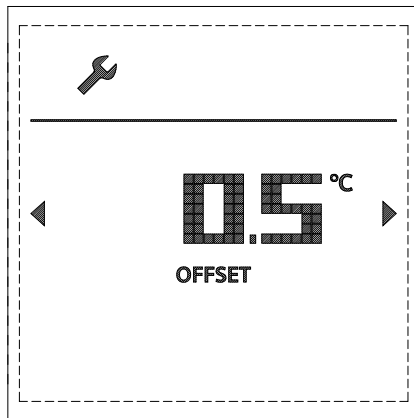
- Press button ● again, the setpoint mode **ABS** appears. Press button ◀ or ▶ to switch between **ABS** and **REL**.



A6V11393927Z07

3. Temperature offset:

- Press button ● again, the minimum temperature offset value appears.
- Press button ◀ or ▶ to adjust offset value.



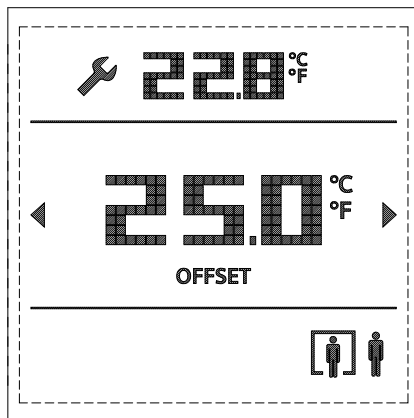
A6V11393927Z08

Note: The room unit will always save the current settings and exit parameter setting mode if there is no interaction for 5 seconds.





Restore factory settings

Press button ◀ and ▶ simultaneously for 10 seconds, the default home page appears.

Operation



A6V11393927Z05

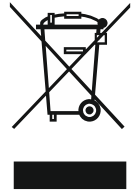
	Actual room temperature (Celsius or Fahrenheit)
	Settings
	Room temperature setpoint: <ul style="list-style-type: none"> • Celsius or Fahrenheit • Absolute or relative
OFFSET	Temperature offset value
	Room occupancy indicator

Note: User-accessible values and settings will vary based on overall system configuration.

Maintenance

The room unit is maintenance-free. The device can be cleaned with freely available, solvent-free cleaning agents. Do not use mechanical aids (coarse sponges or similar materials).

Disposal

	<p>The device is considered an electronic device for disposal in accordance with European Directive and may not be disposed of as domestic waste.</p> <ul style="list-style-type: none"> • Use only designated channels for disposing the devices. • Comply with all local and currently applicable laws and regulations.
---	---

Warranty

Technical data on specific applications are valid only together with Siemens products listed under "Equipment combinations".

Technical data

Power data


Power supply (supplied by DXR1)	
Operating voltage	DC 12...26.4 V, 5 mA

Operational data

Temperature range	
Operating temperature	0...50 °C
Temperature measurement accuracy	±0.5 °C at 25 °C ±1 °C max.

Sensing element type
NTC 10k

Interfaces

Interface		
Customized interface	RJ45 (shield CAT 5-E) Wiring length: 30 m	
	Pin	Description
	1*	Ground
	2	Not connected
	3	Modbus A+
	4&5**	+12...26.4 V
	6	Modbus B-
	7, 8	Not connected
*: Pin 1 is connected to negative pole of power supply. **: Pin 4&5 need to be connected to positive pole of power supply simultaneously.		

Modbus registers (note for connection to other devices)

QMX1.M34H / QMX1.M34H-1BSC acts as a Modbus server device using fixed communication parameters as below:

Communication parameters	
Device address	1
Baud rate	9600
Data bits	8
Parity	Even
Stop bits	1

Register name	Description	I/O type	Modbus function code	Modbus register type	Start address	Register number	Data type
TR	Room temperature from QMX1.M34H integrated sensor	AI	04: Read input register	Input register	0	2	Float, F32-L-S
SpShftIn	Setpoint shift input value from QMX1.M34H button	AI	04: Read input register	Input register	2	2	Float, F32-L-S
PscBtnIn	Presence button input value from QMX1.M34H	BI	04: Read input register	Input register	4	1	U16-B 0x0001: occupied 0x0000: unoccupied
TRRu	Room Temperature for QMX1.M34H visualization	AO	16: Write multiple register	Holding register	0	2	Float, F32-L-S
PrSpShftRu	Setpoint shift for QMX1.M34H visualization	AO	16: Write multiple register	Holding register	2	2	Float, F32-L-S
PrSpRu	Present setpoint for QMX1.M34H visualization	AO	16: Write multiple register	Holding register	4	2	Float, F32-L-S
PscBtnRu	Presence button for QMX1.M34H visualization	BO	16: Write multiple register	Holding register	6	1	U16-B 0x0001: occupied 0x0000: unoccupied
SplyVtg	Power supply voltage for QMX1.M34H	ACnf Val ¹⁾	16: Write multiple register	Holding register	7	1	U16-B 0x000F: 15 V power supply (default value) 0x0018: 24 V power supply
SpTRShftLm	Setpoint shift limitation(symmetric)	ACnf Val ¹⁾	16: Write multiple register	Holding register	8	2	Float, F32-L-S Min setpoint shift = - SpTRShftLm Max setpoint shift = SpTRShftLm Max range is 10.0K (Default value)
SysUn ²⁾	System of unit	BCnf Val ¹⁾	16: Write multiple register	Holding register	10	1	U16-B 0x0000: °C 0x0001: °F

Note:

- 1) ACnfVal (Analog configuration value) and BCnfVal (Binary configuration value) should only be updated when initialize the room unit or the value is changed
- 2) This data point has the same effect as local Temperature unit setting.

Conformity

Ambient conditions and protection classification	
Degree of protection of housing to IEC EN 60529	IP30
Overvoltage category to IEC EN 60730-1	Class III
Climatic ambient conditions <ul style="list-style-type: none"> • Transport (packaged for transport) as per EN 60721-3-2 • Operation as per EN 60721-3-3. 	<ul style="list-style-type: none"> • Class 2K3 Temperature -25...70 °C (-13... 158 °F) Air humidity 5...95%. • Class 3K5 Temperature -5...50 °C (23... 122 °F) Air humidity 5...95%.
Mechanical ambient conditions Transport as per EN 60721-3-2 Operation as per EN 60721-3-3	Class 2M2 Class 3M2

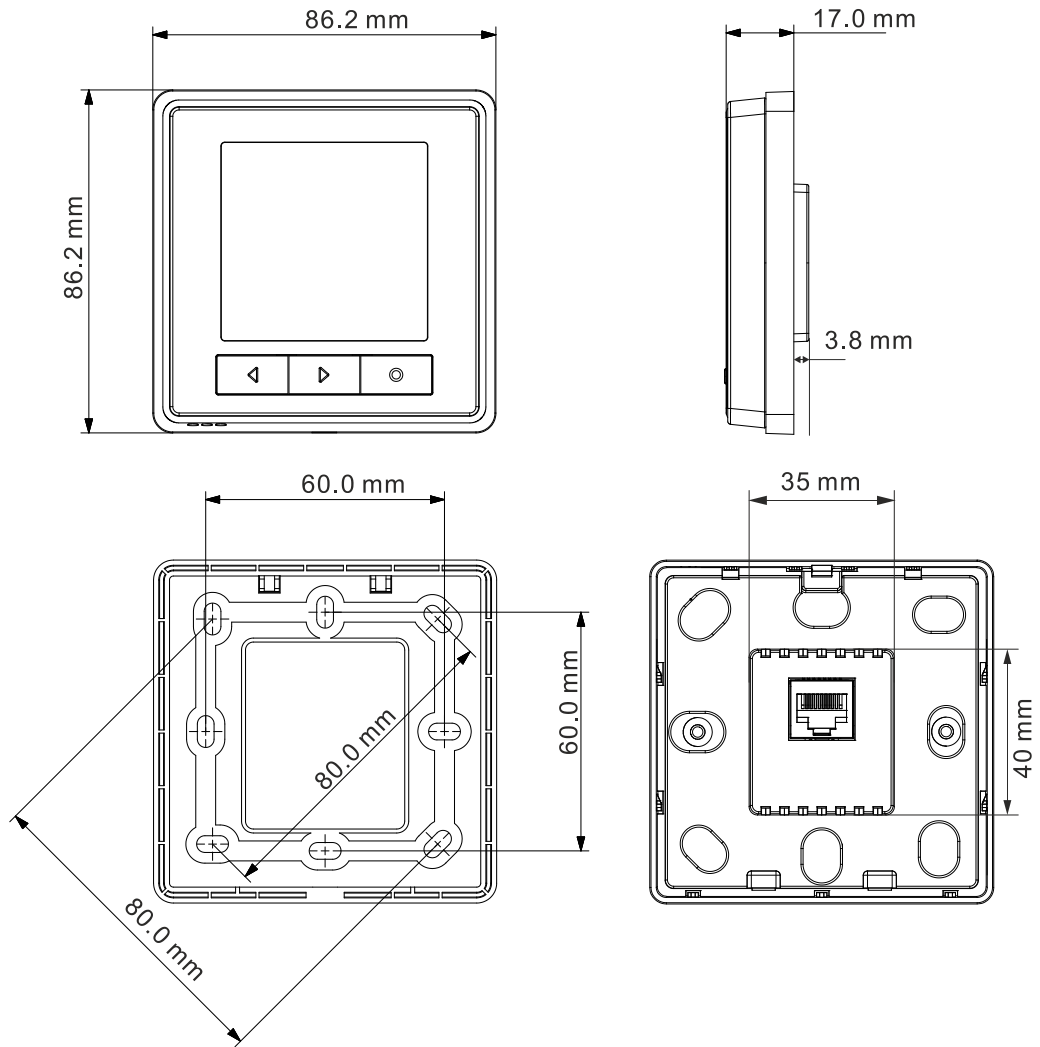
Standards, directives and approvals	
EU conformity (CE)	A5W00047634A*)
RCM conformity	A5W00047635A*)
UK conformity	A5W00193337A*)
Environmental compatibility	The product environmental declaration (A5W90012636, A5W00571058C *) contains data on environmentally compatible product design and assessments (RoHS compliance, materials composition, packaging, environmental benefit, disposal).

*) The documents can be downloaded from <http://siemens.com/bt/download>.

General data

General	
Dimensions	86 mm × 86 mm × 16 mm
Color	QMX1.M34H: Signal white (RAL9003) QMX1.M34H-1BSC: Black
Weight	Net weight: 87.9 g Gross weight: 145.3 g

Dimensions



Issued by
Siemens Switzerland Ltd
Smart Infrastructure
Global Headquarters
Theilerstrasse 1a
CH-6300 Zug
+41 58 724 2424
www.siemens.com/buildingtechnologies

© Siemens 2021
Technical specifications and availability subject to change without notice.

Document ID A6V11393927_en--_f
Edition 2024-01-04